



# SANDERSON FIELD R.C. NEWS



CHARTER NO. 3079

## Pylon Race moved to Mar 18th

### CLUB MEETING

PUD Auditorium

*This months meeting will be held  
on Thursday March 8th at 7:00  
p.m.*

*at PUD #3*

*At 3rd & Cota*

Minutes read and accepted as read.  
Treasurers report read and accepted  
as read. First quarterly payment of  
\$846.30 made to the Port.

Jody Diaz talked about the Board  
meeting which was about the  
lease and raffle.


The question was asked "what  
do we get for that payment".  
What we get is random  
access to the field when they  
don't have it rented out (be  
sure to check web site for  
closures before you drive to  
the field). Plus two events  
for a total of four days a year  
which they won't bump. All  
other calendar dates can be  
changed with a weeks notice.  
We also no longer have to pay the  
event fee which was over \$1000  
last year on top of the lease fee.

Jody said there will have to be a  
dues increase for next year. We will  
see how much by what this year  
costs plus a little more as lease  
costs has increased every year even

when we had a 3 year lease.

The copy of the signed lease has  
not been received. (we have it now)

It was brought up at the board  
meeting that maybe we should  
change the swap meet raffle from  
a ARF to a 50/50 cash raffle. We  
would sell  
tickets



for  
\$1.00  
and then  
split the tickets  
sales with the winner  
of the raffle. This would be to try to  
generate more ticket sales. Sharon  
Diaz made a motion to have a  
50/50 raffle, motion seconded and  
passed.

The Pylon race for the 11th has  
been moved to the 18th, this can  
be bumped again with one weeks

notice. The locked in August date  
has also been moved to August 3rd,  
4th and 5th. This one is set and  
can't be moved by the Port.

Jeff Eidneff talked to the club  
about the local S.O.C.K.S.  
program. He would like to set up  
a club or program to introduce  
the kids to flying, at least with a  
simulator. The Delta dart program  
might be a good place to start. We  
would need to know how many in  
a class. We offered to invite  
them out to a fly-in.

Chuck brought in a DX7 for  
inspection.

Dick showed his latest finished  
project, a Sig Sukhoi with a  
Zenoa G45.

Dick Robb said he visited the  
McMinville flight museum  
recently, They've built another  
building and are working on a  
third which is about as large as the  
first. If you've been there before  
it's worth going again. They also  
have a flying field and a control  
line circle you can use if you are an  
AMA member.

Meeting adjourned at 7:50

# Custom F6F Tail wheel retract (continued)



Solder the 3/32" brass pivot tube to the supports.



Solder the back side of the yoke support tube to the forks, use plenty of solder.




Using a file, clean up the solder joints.



Cut two pieces of 1/8" brass tube and make a small washer out of a servo arm that is as thick as your PC board. These will keep the retract arms shown in the picture centered. Slide the 3/32" brass tube through all of this to mount your retract arms to the forks.



Assemble the upper supports and retract arm. Adjust your retract unit so that the steering arm is parallel with the mounting plate as shown and mark it at the top.




Solder the upper support bearing on.




Cut the retract arms 3/32" axle off leaving just about 1/16" sticking out of the side of the forks.


# Custom F6F Tail wheel retract (continued)



Solder the 3/32" axle in place.



Using a cutting bit on your Dremel cut the notch at the top of the back plate. Make it wide enough for a clevis to fit through.



I'm using a small brass hex nut on the top pivot point so that I can solder it to the PC board.

---

## SwapMeet/EXPO

A few club members went to the swap meet at CloverPark Technical aviation college including myself. It was a good sized swap meet. Lots of stuff and even a hobby shop or two represented. I picked up a brand new GWS ME-109 electric with motor for \$30. I also ran into the guy putting on the Expo in Monroe. He gave me an updated flyer for the Expo with a list of some of the Vendors attending. One of which is PowerMaster if you are needing fuel. I put the new flyer on the website if you'd like to see it.


## CLUB OFFICERS

President .....	Jody Diaz .....	(360)427-6102
Vice President .....	Dick Robb .....	(360)427-4521
Treasurer .....	Charles Kentfield .....	(360)866-9473
Secretary .....	Bob Beatty .....	(360)426-5601
Field Marshall .....	Charles Kentfield .....	(360)866-9473
Safety Officer .....	John Tupper .....	(360)426-6383

## BOARD MEMBERS

Board Member .....	Jody Diaz .....	(360)427-6102
Board Member .....	Dick Robb .....	(360)427-4521
Board Member .....	Stacy Myers .....	(360)426-9367
Board Member .....	Bob Beatty .....	(360)426-5601
Board Member .....	Dave Southwick .....	(360)426-2869
Alt Board Member .....	Bob Mason .....	(360)426-9256
Alt Board Member .....	Chuck Kentfield .....	(360)866-9473

# Custom F6F Tail wheel retract (continued)



Now, I have a correction to make. Yes I mess stuff up now and then! Not a big goof, but one that will make the lower aluminum fairing not fit as drawn. I'm going to leave my tail wheel as I've constructed it, but you may want to take note of the error so that you do it right when you get to it. The main pivot point brackets must be mounted flush with the inside of the back mounting plate, I mounted mine on the outside. My other tail wheel is mounted and I couldn't see the difference until I noticed the aluminum piece did not fit. Looking inside my Hellcats tail wheel opening I could see what I did! Not a huge problem, if you did it the way I show in the pictures above I'll send you a new template for the aluminum fairing. I can't change mine now, but it still works great so it's no big deal.

Time to finish soldering our lower brass wheel fairing. Attach your thin aluminum fairing and make sure the brass one lines up, trim the sides as needed and then clamp it for soldering.



Soldering on the outside seam will be enough to hold it, it's very thin and only takes a small amount of heat to allow the solder to run throughout the seam. After soldering sand the joints smooth.



Sand the bottom of the mounting plate flat and as close to the holes as you can, they only need about 3/32" of material around them anyway.

---

***IF YOU HAVEN'T PAID YOUR DUES YET  
IT'S AFTER JANUARY 1ST NOW AND  
DUES ARE \$40.***

***IF YOU PAY BY MAIL SEND YOUR DUES,  
PROOF OF 2007 AMA MEMBERSHIP  
AND A SELF ADDRESSED STAMPED EN-  
VELOPE TO THE TREASURER:***

***CHUCK KENTFIELD  
3122 Madrona Beach Rd  
Olympia WA 98502***

***Make checks payable to SFRCF***

---

**NO FLY DATES FOR  
MARCH**

The DOL dates are supposed to be exclusive use but according to Steve Stewart who runs the motorcycle program, they have no problem with us flying. I suggest if you want to fly on those weekends you stop and ask if they have a problem with it. More dates can be scheduled at any time so check before you drive down.

March 2007						
Sunday	Monday	Tuesday	Wednesday	Thursday	Friday	Saturday
25	26	27	28	1	2	3
4	5	6	7	8	9	10
11	12	13	14	15	16	17
DOL	18	19	20	21	22	23
Pylon	24	25	26	27	28	29
DOL	30	31				
						DOL

MARCH 2007

## Club Scheduled Events for 2007

- January 1st.....First fly of the year (success in the rain)
- February 11th.....Pylon Race
- March 18th .....Pylon Race
- April 14th .....Sanderson Field RC flyers annual swap meet 9:00 to 12:00 SHS Sub
- May 12th.....Fly-In - 9:00 a.m. to ?????
- June ??.....Forest festival Parade float
- June 9th.....Display at Walmart
- June 10th.....Public Fly-In 9:00 a.m. to ????
- \*July 21st.....fly-in - 9:00 a.m. to ?????
- \*August 3rd - 5th.....Pylon Race
- September 15th.....Fly-In 9:00 a.m. to ????
- October 6th.....Fly-In 9:00 a.m. to ????
- December ?? .....Christmas Party

These dates are subject to change with 1 week notice.

\*These dates are locked in

**It's time for 2007 dues, which are now \$40.00 .**

You can pay your dues before you get your 07 AMA card but you won't get a club card till you get the AMA card.

Check out our web site at <http://sfrcf.quintex.com>