


1/4 Scale P-39 Build.

6

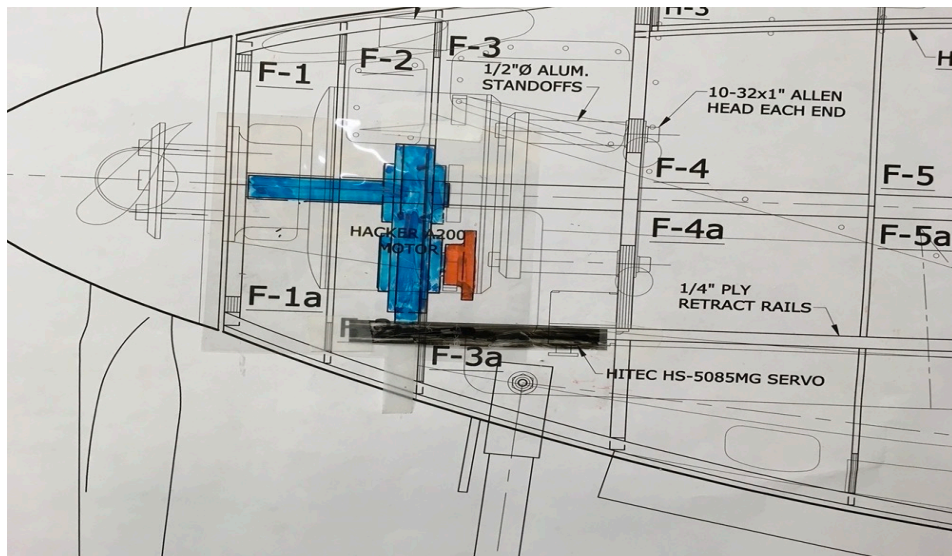
Paul Fleming and Jim Lake
2/4/2022

Here is a link to visit all previous issues of this build. http://kitsaparcs.org/construction_fleming_quarter-scale_p-39.html

The basic structure of the fuselage is completed. Now we need to install the propeller shaft add nose bearing to the torque plate. This will allow us to correctly align the Propeller shaft to the aircraft centerline. Once done we will install the Torque Plate foundations.




Jim is making good progress on the nose gear. We got the gear pivot point mounted on the mock up Torque Plate. The Nose Gear is getting pretty close to finished.



Jim has enough of the parts completed we were able to do a partial install and test to see if we had the clearances correct. There is very little room in the lower half of the fuselage for the Nose Gear due to the thickness of our Torque Plate and the Gearbox size. We had spent a fair amount of time measuring things and making sure we had everything in the correct place.



It fit perfectly. Everything would fold into the space we had available. You may notice the Gear Doors are not cut into the bottom of the aircraft at this time. Our structure is straight and correct now and we do not want to further weaken it. Once we get our light weight laminated Torque Plate built and installed it will provide the necessary structural rigidity we need then we can open up the gear well. We do not want to cover up the sides yet. We still need to see the gear in action and work around any interferences.



All in all we are pretty happy how things are working out. So far we are still several ounces under weight when compared to the Robart gear we first considered.

The gear doors were laid up over 2" clear packaging tape. Using West System 105 resin I laminated five layers of 8.5 oz clothe with a cover of 3/4oz.





The process worked well. The resin did not stick to the tape. I got perfectly contoured doors.

While waiting for Jim's next delivery of parts, I will move on to Horizontal Stabilizer and Rudder.

Last entry 2/4/2022