


1/4 Scale P-39 Build.

11



Paul Fleming and Jim Lake
3/29/2022

Here is a link to visit all previous issues of this build. http://kitsaparcs.org/construction_fleming_quarter-scale_p-39.html


Now it's time to mount the Rimfire 65cc motor and install the drive shaft. Jim cut the sheet metal mount on the mill and we bent it in my small brake.



Our plan is to install the ESC on the back side of the motor mount. Doing this allows us to remove the complete propulsion system intact and go right into the test stand. Problems can be worked out away from the airframe.



The basic drive components have been installed and everything looks very good. As soon as a Jim gets the ECS mount installed behind the motor will be moving to the test stand.



Not too bad considering we didn't start the powertrain till January.

Last entry 3/31/22